



#Krone_Wullenstetten #Kinderkarte

Kinderschnitzel „Wiener Art“
mit Pommes oder mit Spätzle und Soße
€ 9,90

Hamburger / Cheeseburger mit Pommes
(mit Ketchup und Essiggurke)
€ 8,90 / € 9,90


5 Hähnchen Nuggets oder 4 Fischstäbchen mit
Pommes
€ 9,90

Nudeln mit / ohne Tomatensoße
und Parmesan
€ 7,90


Portion Spätzle mit Soße € 5,90
Portion Pommes € 5,90

Pinoccio Eis
Vanille-, Schoko-, Erdbeereis, Smarties, Eiswaffel
€ 6,90

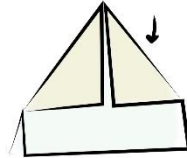
Wie kommt die Maus zum Käse?



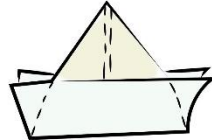
PAPIERBOOT FALTEN




Ein Blatt Papier
zunächst einmal nach
unten falten



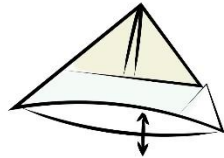
Die oberen
Ecken zur Mitte
falten



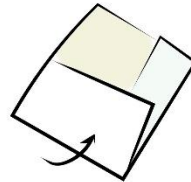
Beide unteren
Ränder jeweils nach
oben klappen



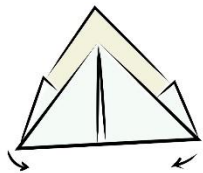
Dann eine Ecke nach
vorne und die andere
Ecke nach hinten falten



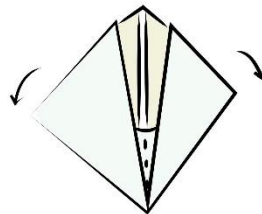
Das entstandene Dreieck
öffnen und die beiden
Ecken aufeinander legen



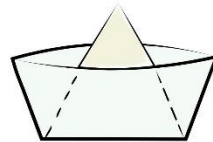
Nun die unteren
Ecken nach oben
falten




Anschließend die
Ecken
zusammendrücken...



... wie gezeigt
auseinander ziehen...



... und fertig ist
das Boot!



malvorlagen-seite.de

TIP: Diese Seite sollte am Anfang außen sein



ENGLISH

Children's menu

Children's Schnitzel „Viennese style“
with fries or swabian noodles and sauce
€ 9,90

Hamburger / Cheeseburger with fries
(with ketchup and pickle)
€ 7,50 / € 8,50

5 chicken nuggets or 4 fish sticks with fries
€ 9,90


Pasta with / without tomato sauce
and Parmesan
€ 7,90

portion of swabian noodles with sauce € 5,90
portion of fries € 5,90

Pinocchio ice cream
vanilla-, chocolate-, strawberry ice cream,
Smarties, ice cream cone
€ 5,90




How does the mouse get the cheese?

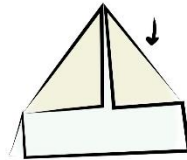


Fold paper boat

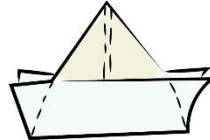
ENGLISH




First fold a piece of paper down



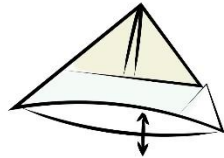
Fold the top corners towards the middle



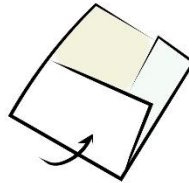
Fold both bottom edges upwards



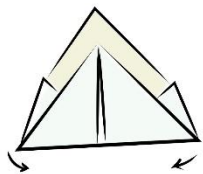
Then fold one corner forward and the other corner back



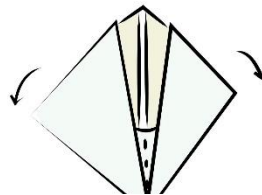
Open the resulting triangle and place the two corners on top of each other



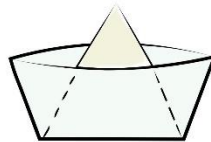
Now fold the bottom corners up



Then press the corners together



Pull apart as shown



And the boat is ready!

